




## Patio Doors

Patio doors create a fresh and exciting entry to your home by extending your home's ambience to the outdoors. It will visually expand and brighten any room. Our patio doors are designed for smooth operation and durability. Add stationary side lites or transoms above to create a beautiful and unique touch to your home.

Our Aluminum reinforced, fully reversible door panel with heavy duty tempered glass will meet all of your energy efficient needs.



White



Beige



Clay



Black/White

### Energy Ratings:

Glass Package	U-Value	SHGC
Premium (standard)	0.28	0.38
Advanced (optional)	0.25	0.36
Advanced Max (optional)	0.21	0.24

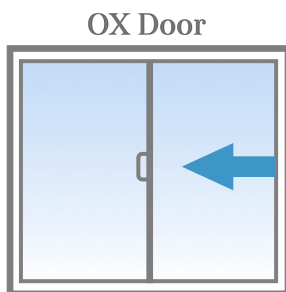
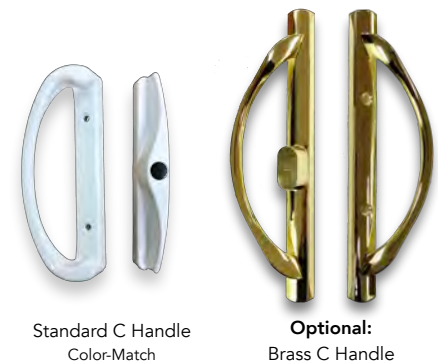
**HEIGHT**  
MIN 36"  
MAX 96"

**WIDTH**  
MIN 24"  
MAX 82"

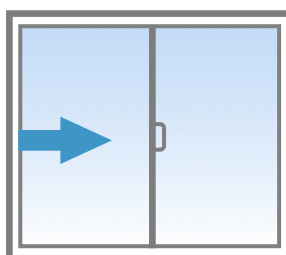
All values are displayed without Grid

### Product details:

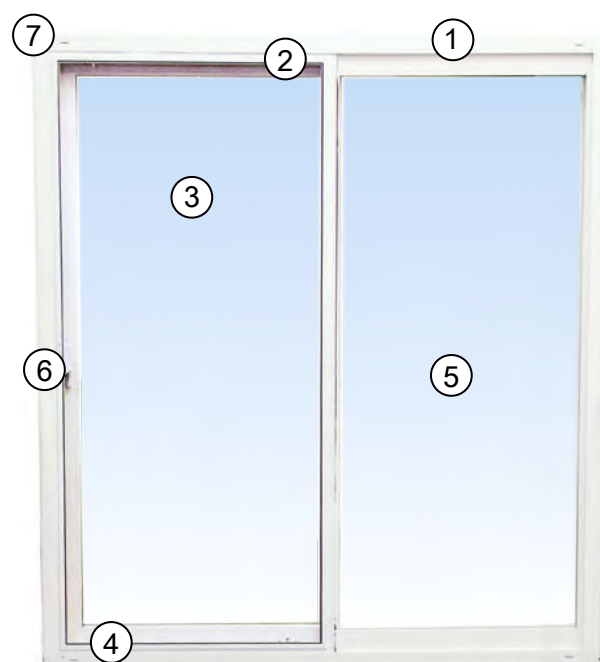
- Virtually maintenance free easy clean finish
- Dual fin weatherstripping throughout interlock combined with all-welded frame for superior structural integrity
- 4 5/8" frame with full perimeter nailing fin
- Aluminum reinforced sash & meeting rails
- Sloped sill & weep system allows for efficient drainage
- Integral brickmold J channel siding return for new construction installations
- Tandem ball bearing rollers provide smooth operation



OX Door



\*Exterior view\*



- ① 4 5/8" Fully reversible door frame
- ② Aluminum reinforced sash & meeting rail
- ③ 1" insulated tempered glass
- ④ Precision bearing tandem rollers for smooth operation
- ⑤ Heavy Duty aluminum Fiberglass screen with rollers
- ⑥ Ergonomic C shape handle with optional upgrades

