









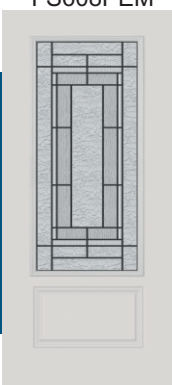







	
#1		#1SL		#2		#2SL		#3		#3SL		#4		#4SL		#5		#5SL	
U	.22	.23	.23	.23	.23	.23	.23	.23	.23	.23	.23	.25	.25	.25	.25	.25	.25	.25	.25
SHG	.10	.14	.16	.16	.14	.14	.14	.14	.14	.14	.14	.21	.21	.21	.21	.19	.19	.19	.19
																			
#6		#6SL		#7		#7SL		#8		#8SL		#9		#9SL		#10		#10SL	
U	.28	.28	.28	.28	.28	.28	.28	.22	.23	.23	.23	.20	.28	.28	.28	.19	.19	.26	.26
SHG	.28	.28	.25	.25	.25	.25	.25	.09	.14	.14	.14	.07	.25	.25	.25	.10	.10	.31	.31
																			
#11		#11SL		#12		#12SL		#13		#13SL		#14		#14SL					
U	.23	.23	.23	.21	.21	.21	.21	.21	.21	.21	.21	.20	.20	.20	.20				
SHG	.23	.23	.23	.18	.18	.18	.18	.18	.18	.18	.18	.07	.07	.07	.07				

Images are digital renderings. Actual door appearance may vary.

Woodgrain and Fir images are shown with stain applied. Doors are supplied unstained.

FEATURING



1 FIBERGLASS REINFORCED DOOR SKINS

Our exclusive formula is measured precisely to ensure each skin is produced to the highest quality. The skins require little maintenance and will not splinter, dent, warp, rot, or rust.

2 FULL LENGTH COMPOSITE STILES

Our full-length composite stiles protect the door from external moisture to prevent warping or rotting. They have twice the screw-holding strength of wood.

3 COMPOSITE TOP & BOTTOM RAILS

High strength composite top and bottom rails prevent moisture from seeping into the door and stops the buildup of mold.

4 EXTENDED LOCKBLOCK

Plastpro's full length LVL allows any type of lock to be placed for increased security.

5 POLYURETHANE FOAM CORE

Our advanced CFC-free, high density, Polyurethane foam core enhances the door's soundproofing capabilities and provides insulation up to six times greater than wood doors.

WHITE CAPPED FRAME

Pre-finished white capped jamb.
No paint required.

RIGID POLY-FIBER FORMULATION

Poly-fiber formulation provides durability, support and reliable strength.

CLOSED CELLULAR STRUCTURE

Ensures door frame and moulding will not absorb moisture and resists splitting, rotting and insect damage.

TWICE THE SCREW-HOLDING POWER

Looks and feels like wood, but is stronger and more durable.



Featured by

**Superior
Builders**